

Features

- Two-function pull-down sprayhead allows you to switch from aerated stream to powerful ring spray.
- ProMotion® technology's light, quiet braided hose and swiveling ball joint make the pull-down sprayhead easier and more comfortable to use.
- MasterClean™ sprayface features an easy-to-clean surface that withstands mineral buildup.
- High-arch spout offers vertical clearance for tall cookware and pitchers.
- Single lever handle makes adjusting water temperature easy.
- Temperature memory allows faucet to be turned on and off at the temperature set during prior usage.
- 1.5 gpm (5.7 lpm) maximum flow rate at 60 psi (4.14 bar).
- KOHLER ceramic disc valves exceed industry longevity standards for a lifetime of durable performance.

Material

- Premium metal construction for durability and reliability.
- Durable STERLING finishes built to resist corrosion.

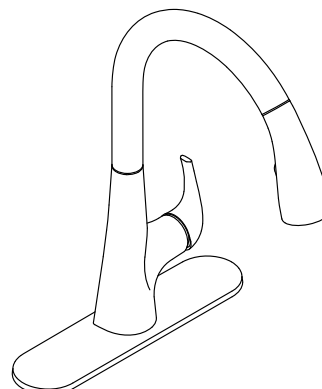
Installation

- Single-hole or three-hole installation (escutcheon plate included).
- Flexible supply lines and quick-connect fittings simplify installation.

Adapters, Rough-in and Extension Kits

1327990

Range: 2-1/2" (64 mm) -
4-5/8" (117 mm)



ADA

CSA B651

Codes/Standards

ASME A112.18.1/CSA B125.1

NSF/ANSI 61

NSF/ANSI 372

All applicable US Federal and State material regulations

DOE - Energy Policy Act 1992

California Energy Commission (CEC)

ADA

ICC/ANSI A117.1



CSA B651

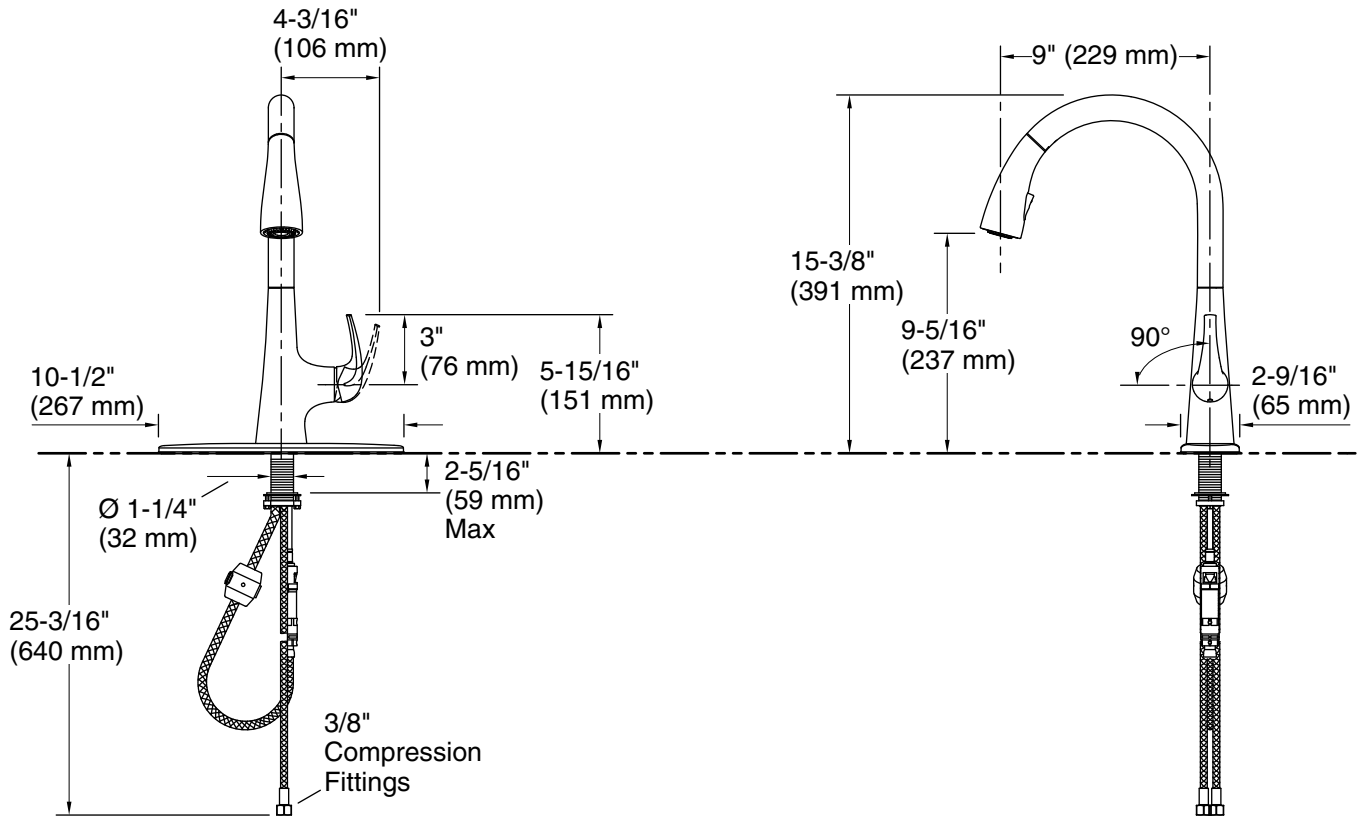
STERLING® Faucet Lifetime Limited Warranty

See website for detailed warranty information.

Available Colors/Finishes

Color tiles intended for reference only.

Color	Code	Description
	CP	Polished Chrome
	VS	Vibrant® Stainless



Technical Information

All product dimensions are nominal.

Spout:

Spout reach: 9-1/16" (230 mm)

Notes

Install this product according to the installation instructions.

ADA compliant for faucet handles only.

ADA, CSA B651 compliant when installed to the specific requirements of these regulations.